

UBS ATS Monthly Volume Summary

December 2019

UBS ATS facilitates interaction among equity orders received from a broad range of clients and market participants, including institutional clients using UBS algorithms, broker-dealers, UBS trading desks, market makers, retail brokers, and active traders (sometimes referred to as High Frequency Traders or "HFT").

Key Performance Metrics¹

Average daily matched shares:	136,775,466
Average daily matched notional:	\$6,715,558,013
Total Symbols Active:	8,955
Total Symbols Traded:	8,118
Peak daily matched shares:	169,158,424
Average Price Improvement Per Share ² :	\$0.0121
Percentage of shares that received price improvement ² :	81.09%
Average Trade Size:	130
Average Total executed shares per order:	157
Executed share percentage at midpoint ³ :	62.51%
Percentage of volume executed versus UBS Principal orders ⁴ :	3.16%

Executed Block Metrics⁵

Average daily volume block % \geq 10k shares:	2.44%
Average daily value block % \geq 200k notional:	3.47%
Average daily volume demi-block % \geq 2k-9,999 shares:	8.13%
Average daily value demi-block % \geq \$100k-200k:	2.75%
Peak executed shares in a single print:	311,700
Peak executed notional in a single print:	\$10,501,410

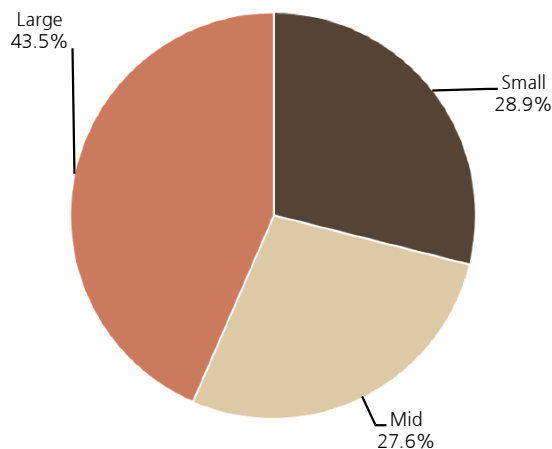
Order Block Metrics⁶

Average daily Order block % \geq 10k shares:	27.01%
Average daily Order block % \geq 200k notional:	26.36%
Average daily Order demi-block % \geq 2k-9,999 shares:	18.67%
Average daily Order demi-block % \geq \$100k -200k:	9.95%

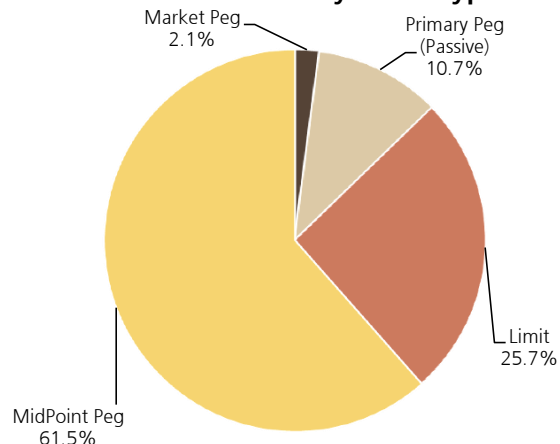
Conditional Indication Metrics

Average Conditional Indication Quantity:	7,160
Average Conditional Indication Minimum Quantity:	791
Average Conditional Indication Notional Value:	\$291,950
Average Firm Up Quantity:	4,804
Average Firm Up Minimum Quantity:	439
Average Executed Quantity:	1,118
Average Executed Notional:	\$53,076

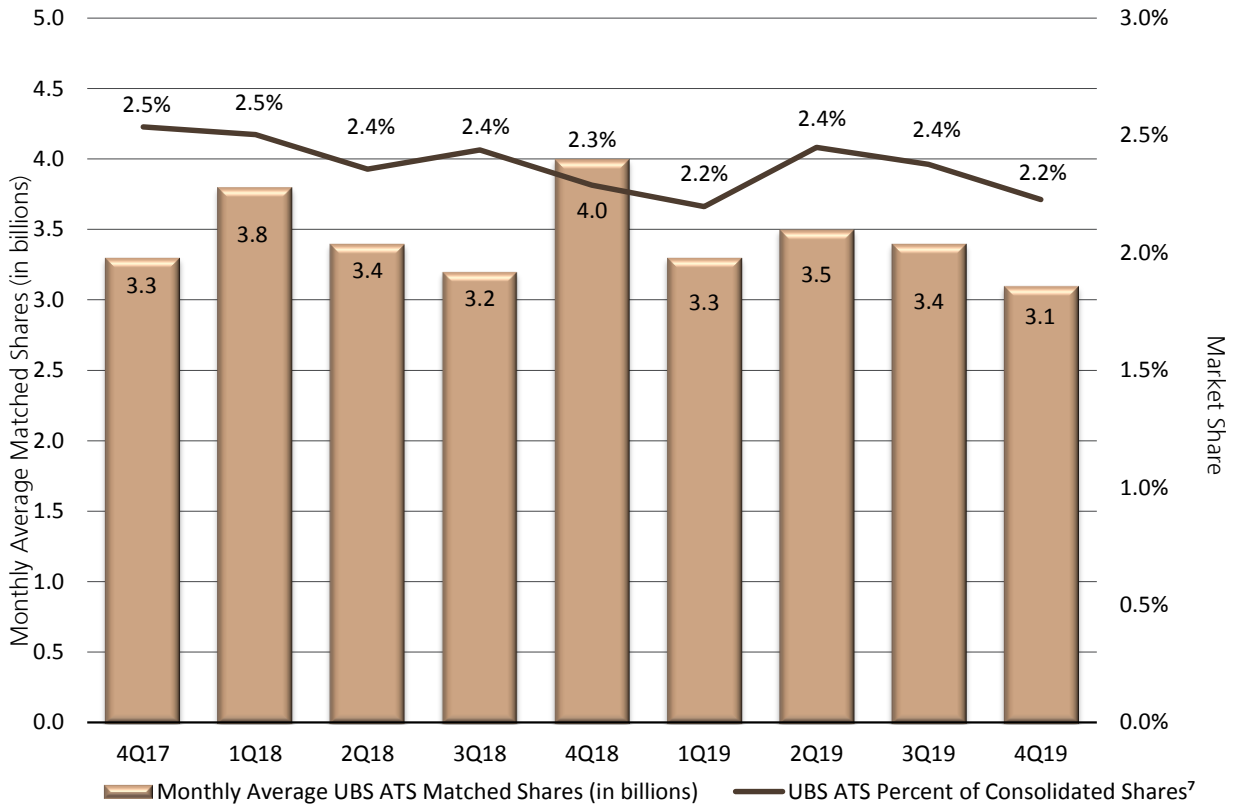
Executed Shares by Market Cap



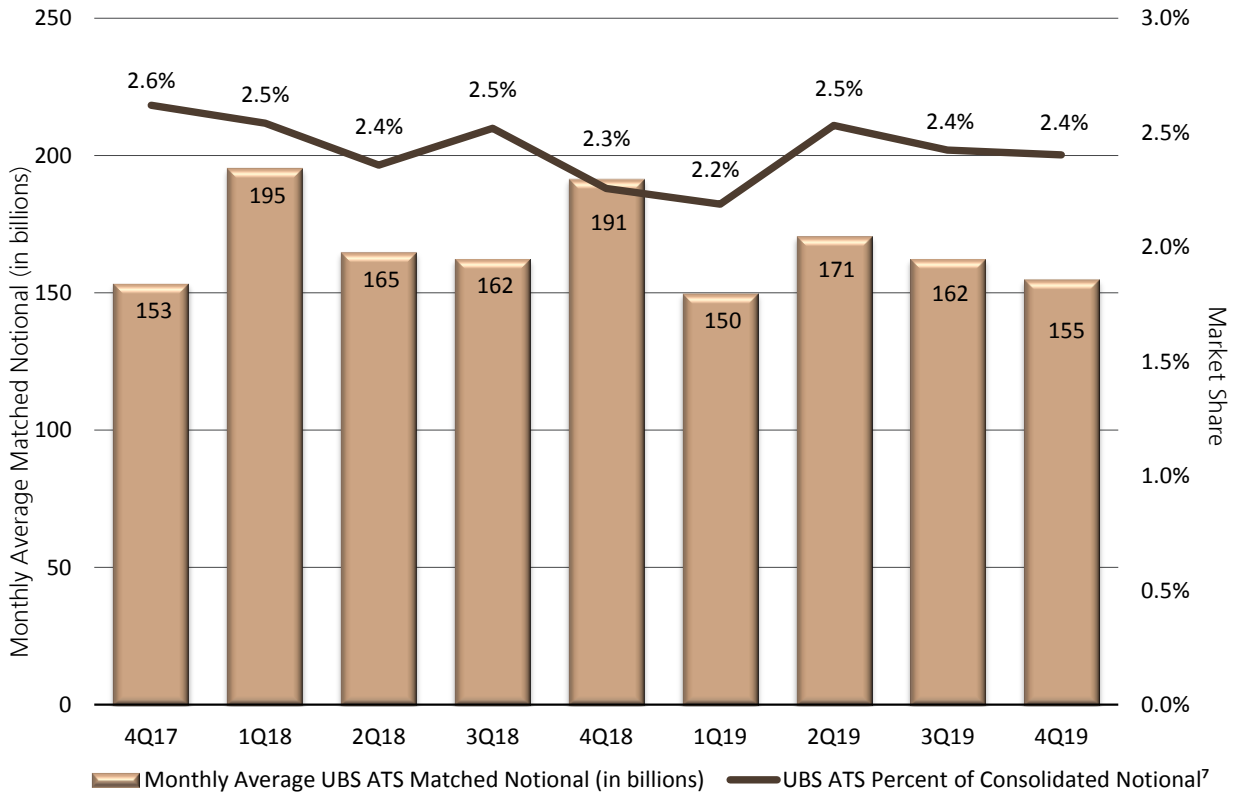
Executed Shares by Order Type



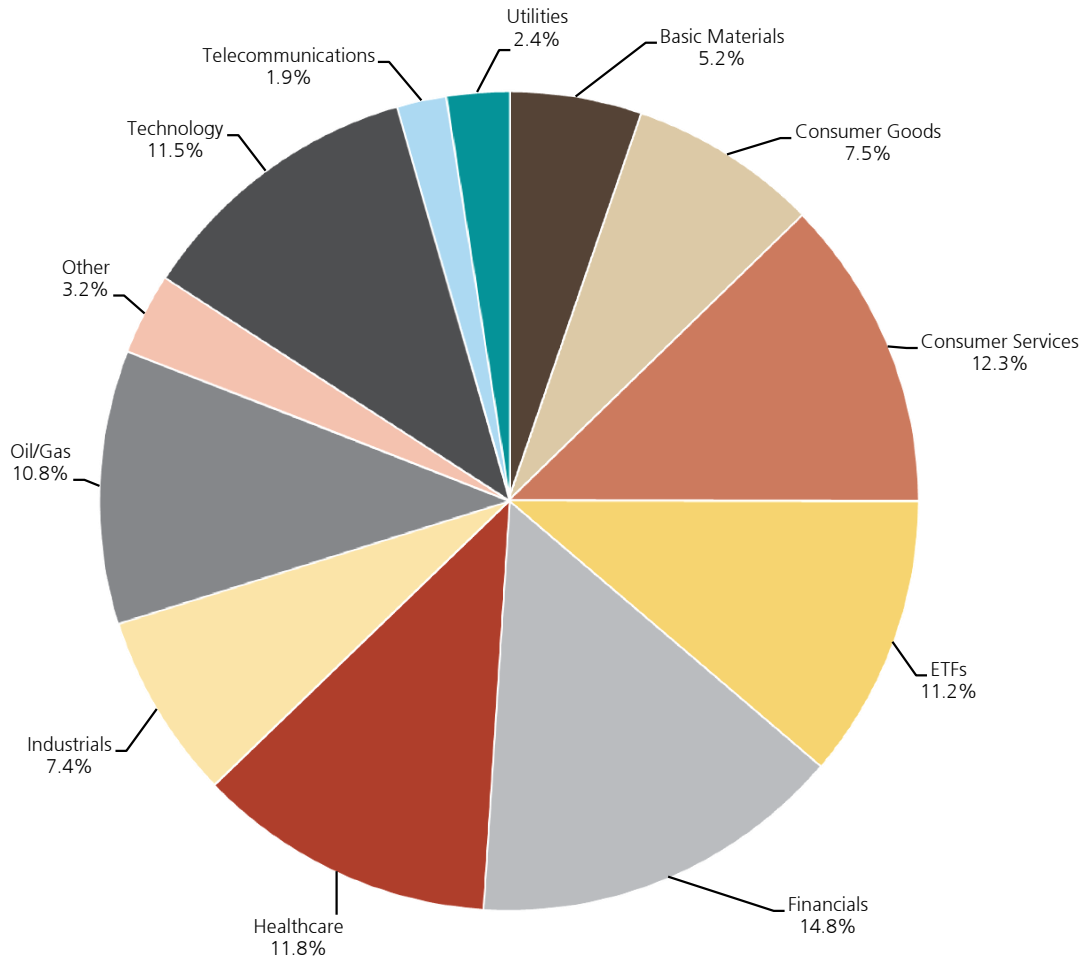
UBS ATS Monthly Average Matched Shares, Q4 2017 - Q4 2019



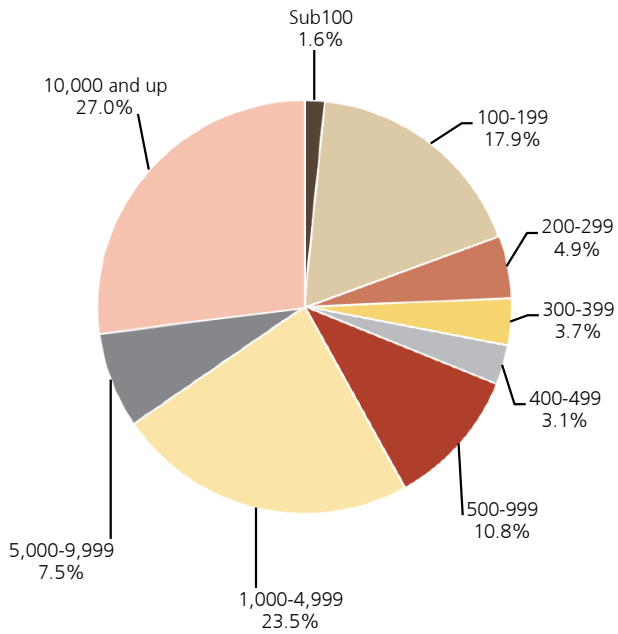
UBS ATS Monthly Average Matched Notional, Q4 2017 - Q4 2019



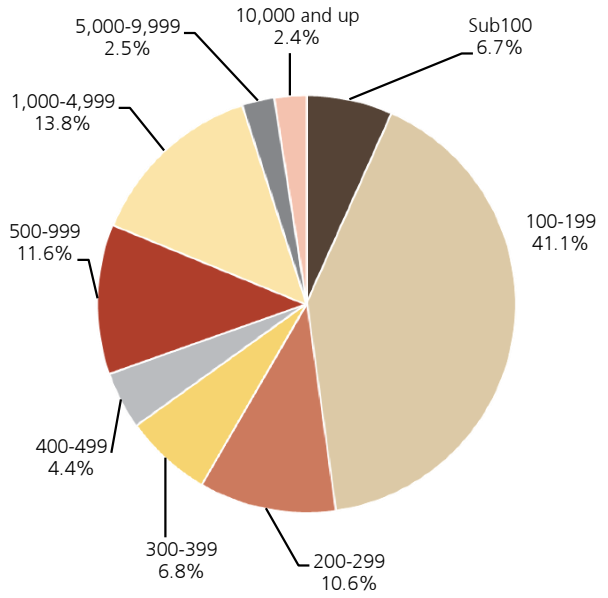
Executed Shares by Sector



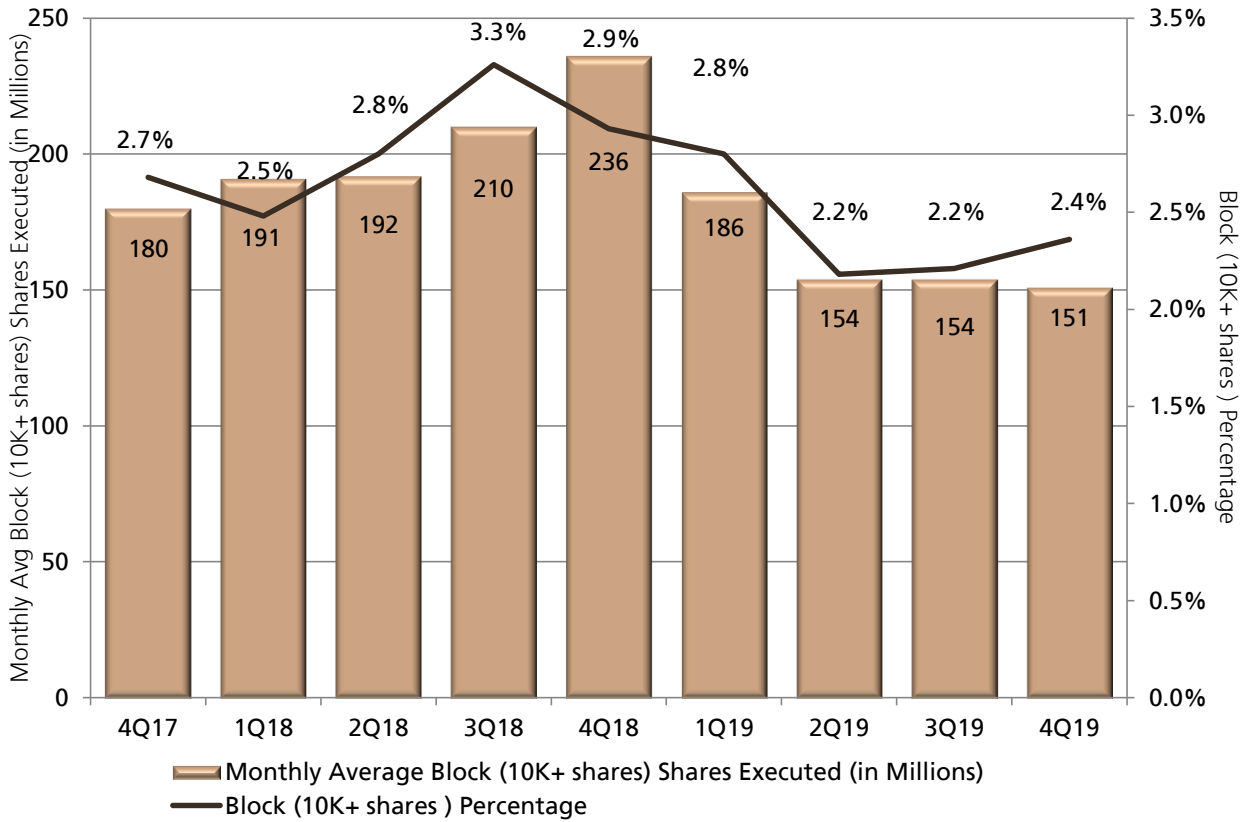
Ordered Shares by Size Bucket



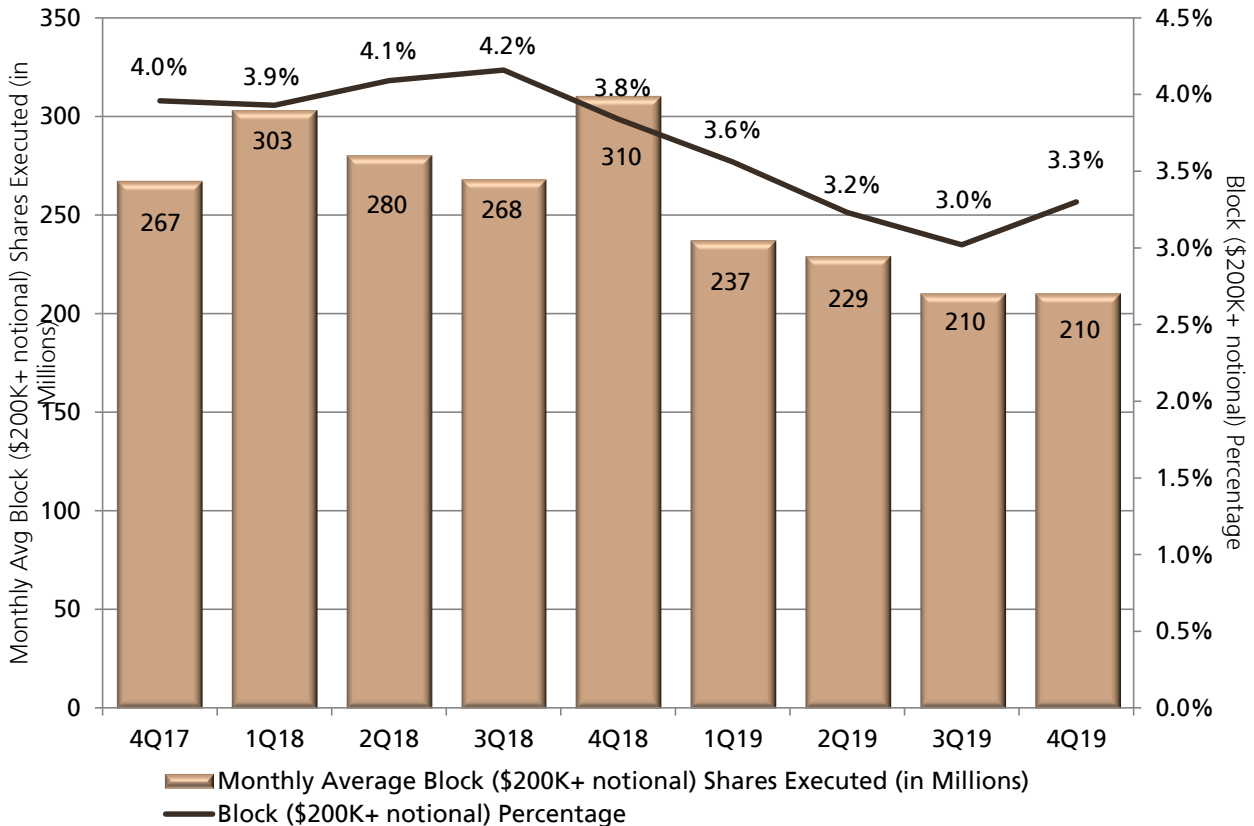
Executed Shares by Size Bucket



Monthly Average Block (10K+ shares) Shares Executed, Q4 2017 - Q4 2019



Monthly Average Block (\$200K+ notional) Shares Executed, Q4 2017 - Q4 2019



Endnotes:

1. All share and notional numbers disclosed reflect a single count methodology
2. Price Improvement is an execution at any price less than the NBO for buy orders and greater than the NBB for sell orders
3. Includes executed shares in locked markets
4. For purposes of these statistics, the term "UBS Principal orders" means any order for an account that is owned by an entity within the UBS Investment Bank Division
5. **ADV Block Execution Calculations**
 - ADV Block % ($\geq 10,000$ shares) = total shares executed where the share quantity of the execution is $\geq 10,000$ shares, divided by the total shares executed in UBS ATS
 - ADV Block % ($\geq \$200k$ notional) = total shares executed where the notional of the execution is $\geq \$200k$ notional, divided by the total shares executed in UBS ATS
 - ADV Demi-Block % ($\geq 2,000$ – $9,999$ shares) = total shares executed where the share quantity of the execution is $\geq 2,000$ shares, and $< 10,000$ shares, divided by the total shares executed in UBS ATS
 - ADV Demi-Block % ($\geq \$100k$ – $\$200k$ notional) = total shares executed where the notional of the execution is $\geq \$100k$ notional, and $< \$200k$ notional, divided by the total shares executed in UBS ATS
6. **ADV Block Order Calculations**
 - ADV Block % ($\geq 10,000$ shares) = total shares ordered where the share quantity of the order is $\geq 10,000$ shares, divided by the total shares ordered in UBS ATS
 - ADV Block % ($\geq \$200k$ notional) = total shares ordered where the notional of the order is $\geq \$200k$ notional, divided by the total shares ordered in UBS ATS
 - ADV Demi-Block % ($\geq 2,000$ – $9,999$ shares) = total shares ordered where the share quantity of the order is $\geq 2,000$ shares, and $< 10,000$ shares, divided by the total shares ordered in UBS ATS
 - ADV Demi-Block % ($\geq \$100k$ – $\$200k$ notional) = total shares ordered where the notional of the order is $\geq \$100k$ notional, and $< \$200k$ notional, divided by the total shares ordered in UBS ATS
7. Consolidated Shares and Consolidated Notional information sourced from Bloomberg using MVOL and MVAL functions

Stated percentages may not sum to 100% due to rounding practices. Average daily statistics are rounded down to the nearest whole number.

Issued in the US by UBS Securities LLC, member NYSE, FINRA, SIPC.

UBS ATS
203-719-3775
ats@ubs.com
www.ubs.com/ats