

# Sustainable investing

in **European Opportunity Sustainable**

**Max Anderl**, Head of Concentrated Alpha Equity  
**Nicole Lim**, Equity Specialist, Concentrated Alpha Equity



The Concentrated Alpha Equity team give their insights on Sustainable Investing (SI) and explain how sustainability factors play a key role in their research and decision-making process for the European Opportunity Sustainable strategy.

# Why are ESG credentials difficult to prove?

The surge of sustainable equity offerings in recent years has reinforced a long-standing issue in the industry – the lack of a common definition for what is considered sustainable.

Despite regulations such as the EU Sustainable Finance Disclosure Regulation (SFDR), which mandates the disclosure of sustainability integration into investments and periodic reporting, there is no standardized framework. This makes transparency and disclosure critical for asset managers, who should be clearly articulating to clients their sustainability objectives and what they offer.

In this paper, we will walk you through how sustainability is incorporated into our investment process.

Many of the examples are based on our European Opportunity Sustainable strategy, which was repositioned to Article 8 with a Sustainability Focus in February 2021, after having fulfilled the necessary sustainability requirements by the end of 2019. As of 31 August 2021, the fund is awarded 4 Sustainability Globes by Morningstar and is rated AAA by MSCI.



# Are company ESG ratings useful given the lack of consistency?

ESG information is subjective in nature.

In a paper by Berg, Florian and Köbel, *Aggregate Confusion: The Divergence of ESG Ratings* (2020), it was stated that correlations between company ESG scores by major rating agencies are on average 0.54 and range between 0.38 to 0.71. Therefore, since the end of 2017 we have been using several sources when monitoring company ESG scores, including MSCI, Sustainalytics and UBS-AM. In doing so, we believe that:

- The greatest sustainability risks can be identified when several ratings consistently score poorly.
- We obtain a more holistic view of the overall sustainability risks that a company faces.

- We can identify where the differences in scoring lie and consider the various “opinions” of rating providers.

This framework was further jointly developed by the UBS Asset Management Sustainable and Impact Investing (SI) and Quantitative Evidence and Data Science (QED) teams into a multifaceted dashboard (“UBS ESG Risk Dashboard”), which was implemented in 2019. The dashboard combines multiple internal and external ESG scores and serves as a proprietary risk tool for investment teams across UBS-AM to flag companies with elevated sustainability risk.

## Proprietary UBS ESG Risk Dashboard (for illustrative purposes only)

Company	Sector	ESG Risk Signal <sup>1</sup>	Sector-relative ESG risk		Identification of “Outliers”	
			UBS ESG Consensus Score <sup>2</sup>	Absolute ESG Risk <sup>3</sup>	Governance Risk <sup>4</sup>	Controversies <sup>5</sup>
A	Life & Health Insurance	● No	4.0	Medium	8.2	Pass
B	Retail – Consumer Discretion	● Yes	3.7	Medium	0.0	Pass
C	Interactive Media & Services	● Yes	6.5	Severe	1.5	Fail
D	Technology Hardware, Services	● No	4.2	Medium	10.0	Watch List
E	Diversified Consumer Services	● Yes	2.1	Low	5.0	Pass
F	Software & Services	● No	9.3	Low	10.0	Pass
G	Beverages	● Yes	1.6	High	3.0	Pass
H	Retail – Consumer Discretion	● No	3.4	High	4.0	Watch List

Source: UBS Asset Management, as of September 2021. The table above does not represent the full coverage of the UBS ESG Proprietary Risk Dashboard.

1. Scale: yes/ no; 2. Scale: 0-10 with 10=best ESG score; 3. 5-level scale from negligible to severe; 4. Scale: 0-10 with 10=best G-score; 5. Scale: Pass/ Watch List/ Fail

# What happens if a company is not covered by the ESG Risk Dashboard?

While the UBS ESG Risk Dashboard consists of scores for over 10,000 companies globally, there may be cases where some companies are not within its coverage.

Below is an example of where we invested in a recently publicly listed company due to its strong ESG potential despite it not being covered by any ESG rating agencies.

## **Case study 1: A leading manufacturer of charging stations for electric vehicles (EVs) without ESG rating coverage**

- This company IPO-ed in October 2020 and, therefore, is not yet rated by any ESG rating providers.
- The company is an established EV technology charging pure-player that provides a “one stop shop” service for customers including hardware and software solutions ranging from planning and installation to maintenance.
- It also offers both AC and DC charging stations, which are the first on the market that comply with German calibration regulations.
- Why we like the company:
  - Leading sustainability efforts on the global transition to clean energy in the transport sector.
  - Well positioned to benefit from structural growth in the shift to EVs.
  - Supported by EU government given the continued push for e-Mobility.
  - Product differentiation and technological advantage through its proprietary software technology and strong R&D focus.



# What sets us apart if all we do is rely on ESG scores like everyone else?

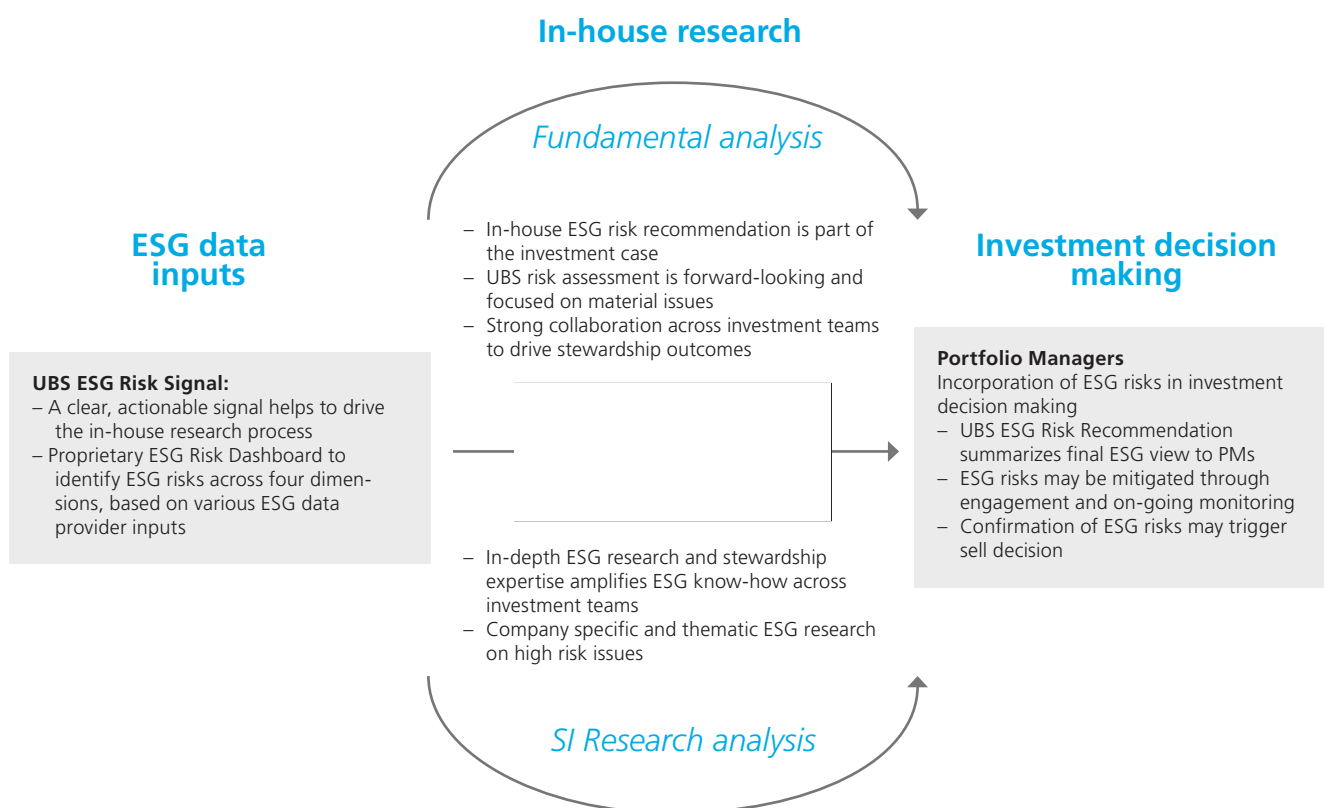
The UBS ESG Risk Dashboard serves as a starting point and, more importantly, does not result in hard constraints such as exclusions.

We do not rely solely on company scores for one-dimensional screening of companies. Instead, we are supported by the UBS-AM SI team of over 15 sustainability experts, who are dedicated to research, stewardship activities and product innovation.

For companies that are flagged in the dashboard for elevated sustainability risks, we collaborate with the SI team and other UBS-AM investment teams, including over 70 equity portfolio managers and analysts, to understand in more detail the severity of the issue and the ESG risks involved.

---

## Quantitative ESG scoring supplemented by independent qualitative research




---

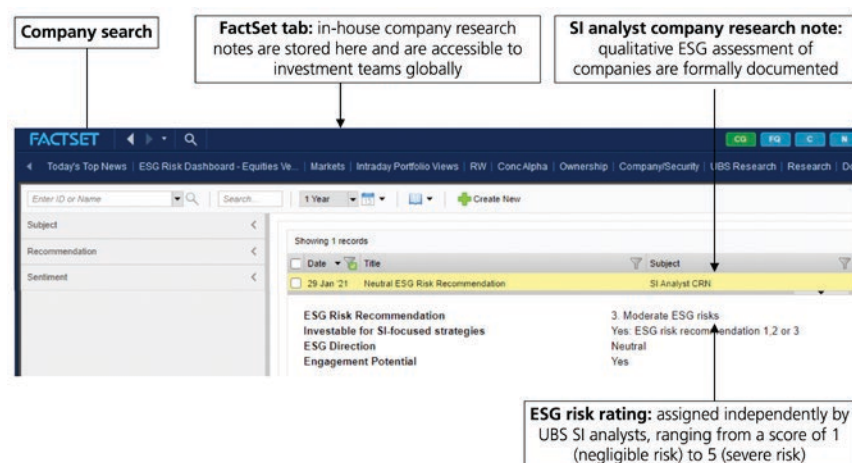
Source: UBS Asset Management, as of 30 June 2021.

# How is our investment thesis supported by independent ESG analysis?

Firstly, all company research notes are loaded into a global research management system – FactSet IRN, which allows in-house research to be stored and searched by analysts and portfolio managers around the globe. This communication platform helps us to make well-informed investment decisions as we have instant access to our enormous reservoir of in-depth proprietary research.

The case study below highlights a company that was flagged for elevated sustainability risk. The company was subsequently reviewed independently by our SI analyst team, who assigned a risk rating for the stock and formally documented the ESG thesis in a company research note. We decided to keep our position and engage with the company as we do not believe that its low ESG rating is justified.

## Documentation of company research note



Source: UBS Asset Management, as of 31 August 2021. For illustration purposes only.

## Bioethanol producer with limited ESG disclosure as a subsidiary of a larger group but without any major risks

- **Identify:** The company received a risk signal on our ESG Risk Dashboard as a result of a low consensus score and an absolute risk rating of “severe”. This is mainly a result of limited ESG disclosure given its role as a subsidiary of a larger group.
- **Review:** Overall, the company’s governance is consistent with a subsidiary of a larger firm, and the majority of the board comprises nominees of the parent group. While there are residual governance risks in this situation, we do not consider these to be large enough to justify a risk flag. All of the company’s ethanol plants are certified in accordance with at least one of the sustainable certification systems recognized by the European Commission and are audited on an annual basis.
- **Decide:** Operationally, the company faces challenges in terms of improving its carbon and water intensity but it comes under the sustainability policies of its parent company that is absent of major controversies. 69% of the company is owned by the parent group, which is free of ESG risk signals. We believe that the overall situation of the company is better than indicated by the ESG risk signal.
- **Mitigate:** To engage with the company to evaluate the strength of their ESG risk management practices and shared best practice examples, including of their peers, to enhance ESG disclosure practices. They were also encouraged to be clearer about their ambitions for increasing the sourcing of renewable energy and reducing carbon intensity.



# How do ESG considerations impact our overall portfolio construction?

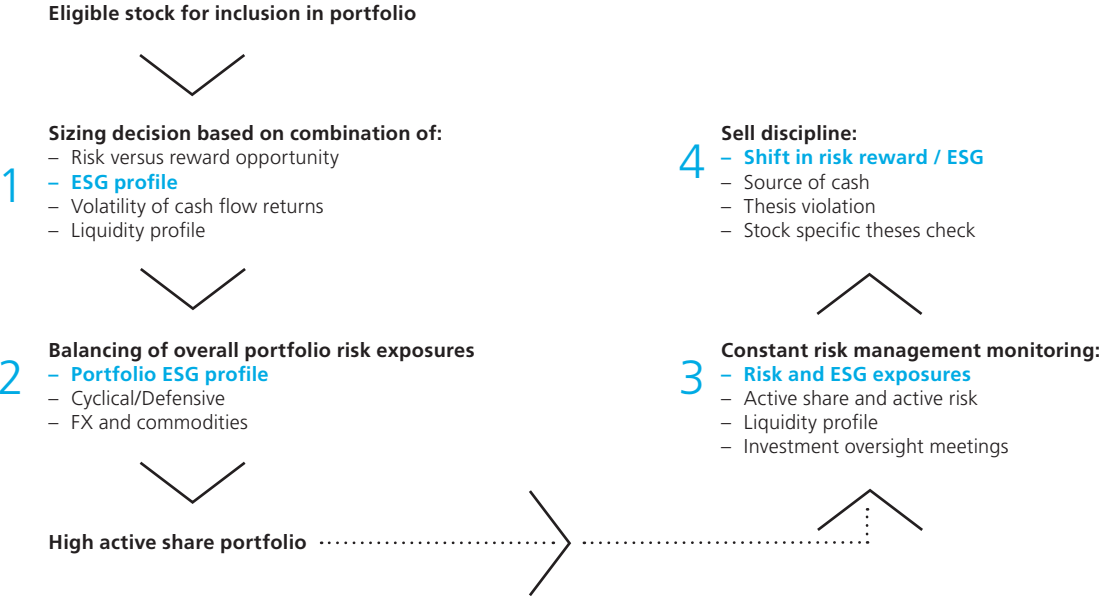
ESG factors are taken into account at multiple stages throughout our investment process and directly feed into our decision-making.

For a new idea, a stock that flags as high risk is unlikely to be a suitable candidate for the portfolio. However, as we saw with the case study above, we can still invest in a company if independent analysis shows that the ESG score assigned by

rating providers is not a true reflection of its ESG profile, or if the company demonstrates the willingness and the ability to take meaningful measures to improve.

---

## Portfolio construction and risk management




---

Source: UBS Asset Management, as of 31 August 2021. For illustration purposes only.

**1. Company ESG profile** – one of the factors influencing sizing decision

Exposures to individual securities will typically range between 1-3%, depending on a variety of factors including risk vs. reward, liquidity, volatility of cash flows and sustainability

factors. All else equal, a company with a stronger or an improving sustainability profile will likely warrant a larger weight in the portfolio. This information is stored within our proprietary UBS ESG Risk Dashboard as described in earlier section.

**Example of a larger holding with higher ESG scores: ASML**

Name	Ticker	MSCI IVA Industry	UBS ESG risk flag	UBS ESG consensus score	Absolute risk (Morningstar, Sustainalytics)	Governance (ISS, MSCI)	Controversy (MSCI)
ASML HOLDING	ASML	Semiconductors and...	No	9.2	Low	10.0	Pass

Source: UBS Asset Management, as of 31 August 2021. This should not be construed as a recommendation to buy or sell any particular security.

**Example of a smaller holding with lower ESG scores: Alfen**

Name	Ticker	MSCI IVA Industry	UBS ESG risk flag	UBS ESG consensus score	Absolute risk (Morningstar, Sustainalytics)	Governance (ISS, MSCI)	Controversy (MSCI)
ALFEN LV	ALFEN...	Electrical Equipment	No	4.6	High	3.3	Pass

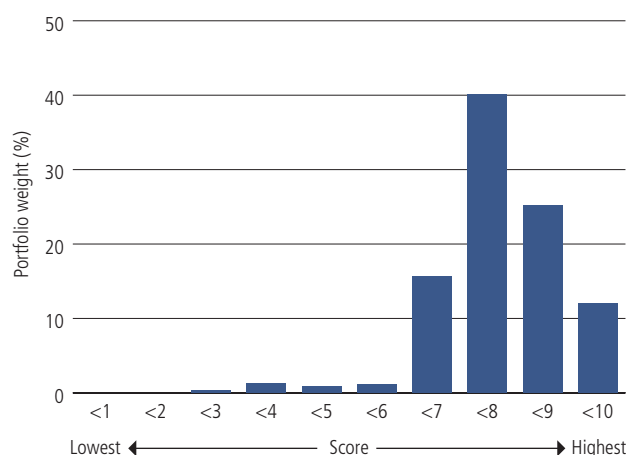
Source: UBS Asset Management, as of 31 August 2021. This should not be construed as a recommendation to buy or sell any particular security.

**2. Portfolio ESG profile** – one of the checks for overall portfolio risk exposure

We monitor the progress of our strategy based on the ESG consensus score, which is ranked from 0 (highest risk) to 10 (lowest risk). As of 31 August 2021:

- 94% of our holdings rank above the average ESG consensus score of 5
- The strategy has a higher weighted average ESG consensus score of 7.65 vs. the MSCI Europe index of 7.46

**European Opportunity Sustainable: weight distribution by ESG consensus score (%)**



Source: UBS Asset Management, MSCI, Sustainalytics, as of 31 August 2021. The portfolio has 3.4% of stocks that do not have a rating.



**3. Risk and ESG exposures** – one of the ongoing risk assessments conducted

As part of our disciplined risk management process, we monitor not only the developments of the ESG scores of our holdings but also the overall profiles of our strategies on a weekly basis to confirm that we maintain a better sustainability profile than the index.

**4. Shift in risk-reward/ESG** – one of the factors influencing sell discipline

We regularly review our reasons for holding a stock. We may reduce the weighting or sell a stock if it has diminishing support from our independent information sources and risk/reward has shifted towards the downside, including on ESG. Alternatively, we may sell a stock if an alternative investment with similar characteristics becomes more attractive. Importantly, however, ESG related issues can be brought to our attention at any point in time via other types of information sources, such as in the form of an analyst insight or news flow. This can prompt us to take action even before changes in the ESG scores take place.

#### **Case study sell example: European financials company**

- **Identify:** While the company did not flag on the ESG risk dashboard, issues surrounding money laundering came to our attention.
- **Review:** Following news reports that the company was alleged to have been involved in money laundering activities, we monitored the developments surrounding the stock closely. It quickly became clear that the amount of suspicious transactions under investigation was substantial, leading to uncertainties around the potential size of fines, management changes, compliance costs and capital charges from regulators. Experts also reported that the company had ignored several red flags and failed to take corrective measures.
- **Decision:** The case was at a relatively early stage and a formal investigation had not yet started at that time, which made it difficult for us to draw any conclusions regarding the potential risks for the company. However, we recognized that the risks were elevated, especially given the regulatory scrutiny surrounding financial institutions. Additionally, if those risks turn out to be correct then there would be little valuation support. We decided to sell the stock to limit the downside risk.

# Governance – why do we exercise proxy votes and engage with companies?

Governance has played a key role in our process for decades. We strive to build relationships with companies to foster healthy dialogue and enhance performance on a variety of issues such as strategy, culture, corporate governance, remuneration and climate change. These are done with the aim of enhancing information and influencing corporate practices to trigger better financial performance in the long term.

Where our clients have given us the discretion to exercise their voting rights, we have a fiduciary duty to do so in their best interest. Where we have identified an issue, we will seek to discuss our concerns with the company early to minimise the potential loss of shareholder value. However, successful engagement is often not a one-time discussion and can come in various forms, from information gathering to change in company practices. Hence, its effectiveness can often only be judged over a period of time.

## **In 2020, for the European Opportunity Sustainable strategy:**

- We had 24 engagements with the companies we invested in
- We voted on 46 out of the 53 voteable shareholder meetings, where we supported management on 91% of proposals and voted against on 9% of proposals

We strive to build relationships with companies to foster healthy dialogue and enhance performance on a variety of issues such as strategy, culture, corporate governance, remuneration and climate change.

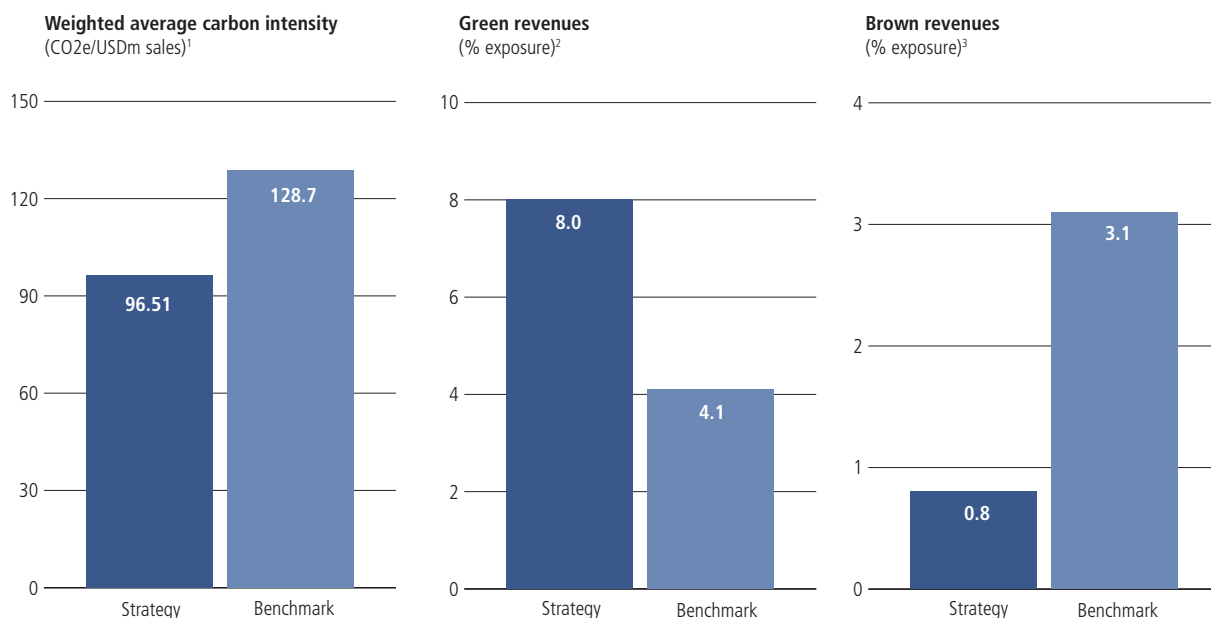
# Environmental – how are we contributing to a greener future?

The European Opportunity Sustainable strategy invests selectively in sustainable companies, including ones that are exposed to the climate change theme such as clean energy and smart mobility. In addition, we monitor the carbon intensity and proportions of revenue generated from “green” and “brown” activities respectively.

## As of 31 August 2021, the European Opportunity Sustainable strategy:

- Has a lower carbon intensity of 96.5 CO<sub>2</sub>t/m than the MSCI Europe of 128.7 CO<sub>2</sub>t/m.
- Has 2x more green revenues and over 2/3 less brown revenues than MSCI Europe.

### Climate profile comparison: European Opportunity Sustainable vs. MSCI Europe



Source: UBS Asset Management, MSCI, as of 31 August 2021.

<sup>1</sup> Carbon intensity is measured by carbon emissions (Scopes 1 & 2) per million sales generated by portfolio companies. The lower the better. Scopes 1 & 2: All direct greenhouse gas (GHG) emissions occurring from sources owned or controlled by the institution and indirect GHG emissions generated in production of electricity, heat, steam consumed by the institution.

<sup>2</sup> Proportion of revenue with exposure to “green” activities including alternative energy, energy efficiency, green building, pollution protection and sustainable water.

<sup>3</sup> Proportion of revenue with exposure to “brown” activities including thermal coal extraction, conventional oil and gas, unconventional oil and gas, oil and gas refining, liquid fuel based power generation, natural gas based power generation, thermal coal based power generation.

# Conclusion

As stock pickers our focus is on companies that offer attractive risk vs. reward according to our bottom-up investment process.

There is no better partner for sustainability than active management in our view. By allocating capital to companies with strong or improving sustainability profiles, companies with less carbon intensive business models and companies that offer alternative cleaner energy solutions, there is the opportu-

nity to contribute to a better world for future generations. By combining material sustainability data with our fundamental understanding of companies as part of our research and portfolio construction process, we believe we are equipped to make better-informed investment decisions for our clients.



**For marketing and information purposes by UBS. For global professional / qualified / institutional clients and investors and US retail clients and investors. This document does not replace portfolio and fund-specific materials. Commentary is at a macro or strategy level and is not with reference to any registered or other mutual fund.**

## Americas

The views expressed are a general guide to the views of UBS Asset Management as of September 2021. The information contained herein should not be considered a recommendation to purchase or sell securities or any particular strategy or fund. Commentary is at a macro level and is not with reference to any investment strategy, product or fund offered by UBS Asset Management. The information contained herein does not constitute investment research, has not been prepared in line with the requirements of any jurisdiction designed to promote the independence of investment research and is not subject to any prohibition on dealing ahead of the dissemination of investment research. The information and opinions contained in this document have been compiled or arrived at based upon information obtained from sources believed to be reliable and in good faith. All such information and opinions are subject to change without notice. Care has been taken to ensure its accuracy but no responsibility is accepted for any errors or omissions herein. A number of the comments in this document are based on current expectations and are considered "forward-looking statements." Actual future results, however, may prove to be different from expectations. The opinions expressed are a reflection of UBS Asset Management's best judgment at the time this document was compiled, and any obligation to update or alter forward-looking statements as a result of new information, future events or otherwise is disclaimed. Furthermore, these views are not intended to predict or guarantee the future performance of any individual security, asset class or market generally, nor are they intended to predict the future performance of any UBS Asset Management account, portfolio or fund.

## EMEA

The information and opinions contained in this document have been compiled or arrived at based upon information obtained from sources believed to be reliable and in good faith, but is not guaranteed as being accurate, nor is it a complete statement or summary of the securities, markets or developments referred to in the document. UBS AG and / or other members of the UBS Group may have a position in and may make a purchase and / or sale of any of the securities or other financial instruments mentioned in this document. Before investing in a product please read the latest prospectus carefully and thoroughly. Units of UBS funds mentioned herein may not be eligible for sale in all jurisdictions or to certain categories of investors and may not be offered, sold or delivered in the United States. The information mentioned herein is not intended to be construed as a solicitation or an offer to buy or sell any securities or related financial instruments. Past performance is not a reliable indicator of future results. The performance shown does not take account of any commissions and costs charged when subscribing to and redeeming units. Commissions and costs have a negative impact on performance. If the currency of a financial product or financial service is different from your reference currency, the return can increase or decrease as a result of currency fluctuations. This information pays no regard to the specific or future investment objectives, financial or tax situation or particular needs of any specific recipient. The details and opinions contained in this document are provided by UBS without any guarantee or warranty and are for the recipient's personal use and information purposes only. This document may not be reproduced, redistributed or republished for any purpose without the written permission of UBS AG. This document contains statements that constitute "forward-looking statements", including, but not limited to, statements relating to our future business development. While these forward-looking statements represent our judgments and future expectations concerning the development of our business, a number of risks, uncertainties and other important factors could cause actual developments and results to differ materially from our expectations.

## UK

Issued in the UK by UBS Asset Management (UK) Ltd. Authorised and regulated by the Financial Conduct Authority.

## APAC

This document and its contents have not been reviewed by, delivered to or registered with any regulatory or other relevant authority in APAC. This document is for informational purposes and should not be construed as an offer or invitation to the public, direct or indirect, to buy or sell securities. This document is intended for limited distribution and only to the extent permitted under applicable laws in your jurisdiction. No representations are made with respect to the eligibility of any recipients of this document to acquire interests in securities under the laws of your jurisdiction. Using, copying, redistributing or republishing any part of this document without prior written permission from UBS Asset Management is prohibited. Any statements made regarding investment performance objectives, risk and/or return targets shall not constitute a representation or warranty that such objectives or expectations will be achieved or risks are fully disclosed. The information and opinions contained in this document is based upon information obtained from sources believed to be reliable and in good faith but no responsibility is accepted for any misrepresentation, errors or omissions. All such information and opinions are subject to change without notice. A number of comments in this document are based on current expectations and are considered "forward-looking statements". Actual future results may prove to be different from expectations and any unforeseen risk or event may arise in the future. The opinions expressed are a reflection of UBS Asset Management's judgment at the time this document is compiled and any obligation to update or alter forward-looking statements as a result of new information, future events, or otherwise is disclaimed. You are advised to exercise caution in relation to this document. The information in this document does not constitute advice and does not

take into consideration your investment objectives, legal, financial or tax situation or particular needs in any other respect. Investors should be aware that past performance of investment is not necessarily indicative of future performance. Potential for profit is accompanied by possibility of loss. If you are in any doubt about any of the contents of this document, you should obtain independent professional advice.

## Australia

This document is provided by UBS Asset Management (Australia) Ltd, ABN 31 003 146 290 and AFS License No. 222605.

## China

The securities may not be offered or sold directly or indirectly in the People's Republic of China (the "PRC"). Neither this document or information contained or incorporated by reference herein relating to the securities, which have not been and will not be submitted to or approved/verified by or registered with the China Securities Regulatory Commission ("CSRC") or other relevant governmental authorities in the PRC pursuant to relevant laws and regulations, may be supplied to the public in the PRC or used in connection with any offer for the subscription or sale of the Securities in the PRC. The securities may only be offered or sold to the PRC investors that are authorized to engage in the purchase of Securities of the type being offered or sold. PRC investors are responsible for obtaining all relevant government regulatory approvals/licenses, verification and/or registrations themselves, including, but not limited to, any which may be required from the CSRC, the State Administration of Foreign Exchange and/or the China Banking Regulatory Commission, and complying with all relevant PRC regulations, including, but not limited to, all relevant foreign exchange regulations and/or foreign investment regulations.

## Hong Kong

This document and its contents have not been reviewed by any regulatory authority in Hong Kong. No person may issue any invitation, advertisement or other document relating to the Interests whether in Hong Kong or elsewhere, which is directed at, or the contents of which are likely to be accessed or read by, the public in Hong Kong (except if permitted to do so under the securities laws of Hong Kong) other than with respect to the Interests which are or are intended to be disposed of only to persons outside Hong Kong or only to "professional investors" within the meaning of the Securities and Futures Ordinance (Cap. 571) and the Securities and Futures (Professional Investor) Rules made thereunder.

## Japan

This document is for informational purposes only and is not intended as an offer or a solicitation to buy or sell any specific financial products, or to provide any investment advisory/management services.

## Korea

The securities may not be offered, sold and delivered directly or indirectly, or offered or sold to any person for re-offering or resale, directly or indirectly, in Korea or to any resident of Korea except pursuant to the applicable laws and regulations of Korea, including the Capital Market and Financial Investment Business Act and the Foreign Exchange Transaction Law of Korea, the presidential decrees and regulations thereunder and any other applicable laws, regulations or rules of Korea. UBS Asset Management has not been registered with the Financial Services Commission of Korea for a public offering in Korea nor has it been registered with the Financial Services Commission for distribution to non-qualified investors in Korea.

## Malaysia

This document is sent to you, at your request, merely for information purposes only. No invitation or offer to subscribe or purchase securities is made by UBS Asset Management as the prior approval of the Securities Commission of Malaysia or other regulatory authorities of Malaysia have not been obtained. No prospectus has or will be filed or registered with the Securities Commission of Malaysia.

## Singapore

This document has not been registered with the Monetary Authority of Singapore pursuant to the exemption under Section 304 of the SFA. Accordingly, this document may not be circulated or distributed, nor may the Securities be offered or sold, whether directly or indirectly, to any person in Singapore other than (i) to an institutional investor pursuant to Section 304 of the SFA.

## Taiwan

This document and its contents have not been reviewed by, delivered to or registered with any regulatory or other relevant authority in the Republic of China (R.O.C.). This document is for informational purposes and should not be construed as an offer or invitation to the public, direct or indirect, to buy or sell securities. This document is intended for limited distribution and only to the extent permitted under applicable laws in the Republic of China (R.O.C.). No representations are made with respect to the eligibility of any recipients of this document to acquire interests in securities under the laws of the Republic of China (R.O.C.).

Source for all data and charts (if not indicated otherwise): UBS Asset Management.

© UBS 2021. All rights reserved.  
AMT-527 9/21  
www.ubs.com/am

For professional / qualified / institutional clients and investors only.

