


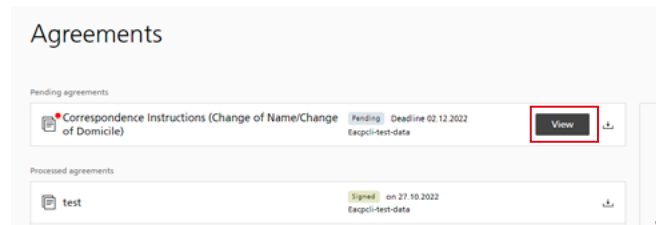
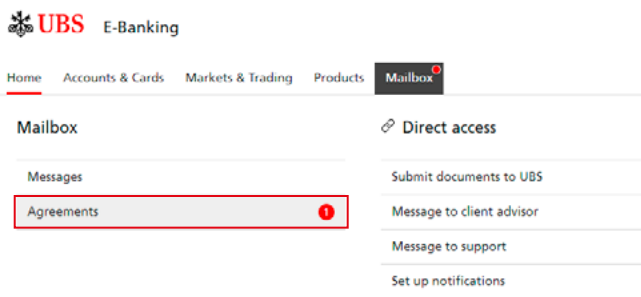
Would you like to sign documents in E-Banking? No problem!

Corporate clients can now sign bank documents digitally – any time and anywhere

As a corporate client you can now sign bank documents digitally in E-Banking – irrespective of whether you log on to E-Banking via the Access App or Access Card. Even better: it works for joint signatures too.

How does digital signature work?

1. In E-Banking you'll receive a message as soon as documents need to be signed .
2. You'll find the documents in your **Mailbox** under **Agreements**.



3. Click on **View**.
4. An overview of all the pages of the document will appear. Click **Read now** to start the check.

The benefits of digital signature:

- Access, read and digitally sign documents any time and anywhere – even if the person who provides the second signature is located elsewhere.
- No printing or physical mailing of documents, saving you time and money and also helping the environment.

Important: To use this service you must first accept the updated terms of use in E-Banking (if you have not already done so).



5. Make sure you check **every page of the document**. Read pages are marked with a **red tick** in the overview. Click to confirm that you have read and understood the document. Then click on **Sign**. If you do not want to sign the document, click **Reject**.
6. Sign the document digitally. **To do so, use the authentication function via the Access App or Access Card.**

UBS E-Banking

Home Accounts & Cards Markets & Trading Products Mailbox

Confirm signature

Agreement
Correspondence instructions (Change of Name/Change of Domicile)

- 1 Input in Access Card Display or card reader
Activate your Access Card using your PIN. Enter the input shown above into your card reader or Access Card Display. Once you press "OK", your one-time security code is calculated.
- 2 Enter calculated code
Enter the eight-digit code in these fields.

7 3 6 7 3 1

Security code

Processed agreements are stored in your inbox

You will find signed documents in your inbox under **Agreements – Processed agreements**. This also applies to documents with joint signatures and to rejected and expired documents.

Joint signing authority

In the case of joint signing authority, a document can be sent to up to five authorized signatories. The document is returned to UBS and processed once two authorized signatories have signed digitally.

Setting up the notification function

Would you like to be notified by SMS, email or push notification that new contractual documents are ready for signature in E-Banking? It's easy to set up:

1. Go to **Mailbox**
2. Select **Set up notifications**

UBS E-Banking

Home Accounts & Cards Markets & Trading Products Mailbox

Mailbox

Messages

Agreements 1

Direct access

- Submit documents to UBS
- Message to client advisor
- Message to support
- Set up notifications**

3. Enter your telephone number or email address or activate push notifications for **Agreements** in your Mailbox. You can modify your notification settings at any time.

UBS E-Banking support

If you have any questions or require further information, contact your client advisor or our hotline at +41 (0) 848 848 064

UBS Switzerland AG
ubs.com/digital

This publication is intended for information only. It is not intended as a recommendation, an offer, a solicitation of an offer or as legal or tax advice. Before making a decision, you should obtain professional advice. UBS reserves the right to alter its services, products or prices at any time without prior notice. Individual services and products are subject to legal restrictions and hence may not be offered throughout the world without restriction. Complete or partial reproduction without the express consent of UBS is not permitted.

© UBS 2022. The key symbol and UBS are among the registered and unregistered trademarks of UBS. All rights reserved.

