

Go Green and Paperless with UBS

Bank documents on UBS Digital Banking

Did you know that around 40% of industrial woods are used to produce pulp and paper, and logging is one of the reasons to cause deforestation and further environmental impacts?

Use bank documents on UBS Digital Banking, go green with us by saving billions of trees and access your bank documents anytime, anywhere at your fingertips in a fast and secure way.

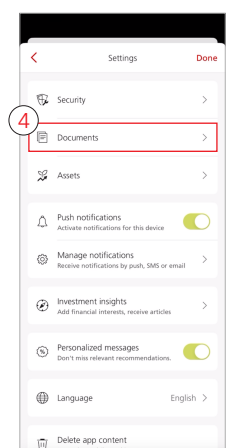
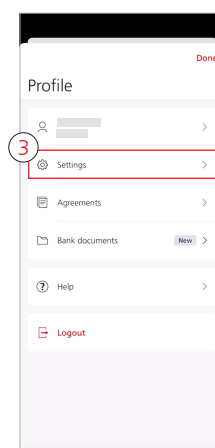
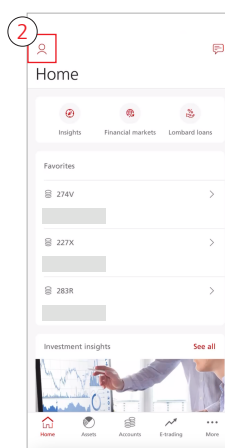
Let's get started!

You will need to subscribe bank documents on UBS Mobile Banking or E-Banking and then access them. Here is how:

UBS Mobile Banking

Subscribe bank documents

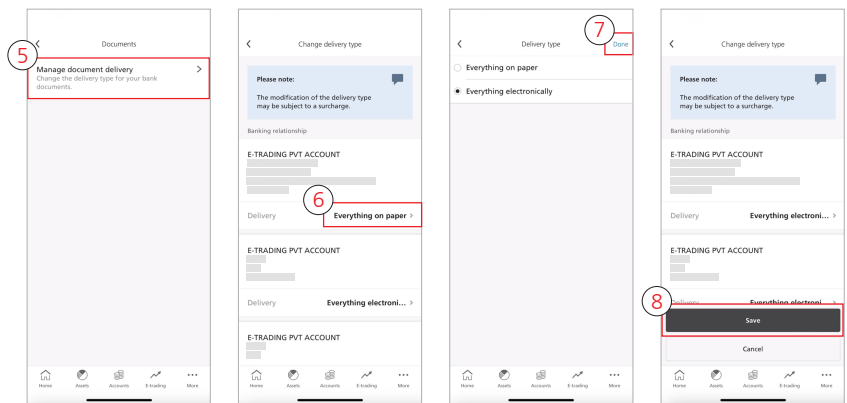
1. Log in to UBS Mobile Banking.
2. Select the profile icon on the top left-hand corner.
3. Select 'Settings'.
4. Select 'Documents'.



Important:

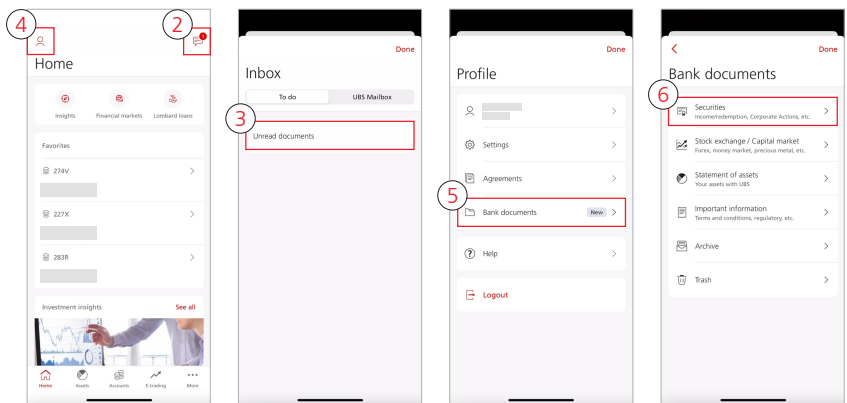
- Once bank documents are generated, you will receive email notifications.

5. Select 'Manage document delivery'.
6. Select the portfolio and tab 'Everything on paper'. Change the selection to 'Everything electronically'.
7. Select 'Done'.
8. Select 'Save'.

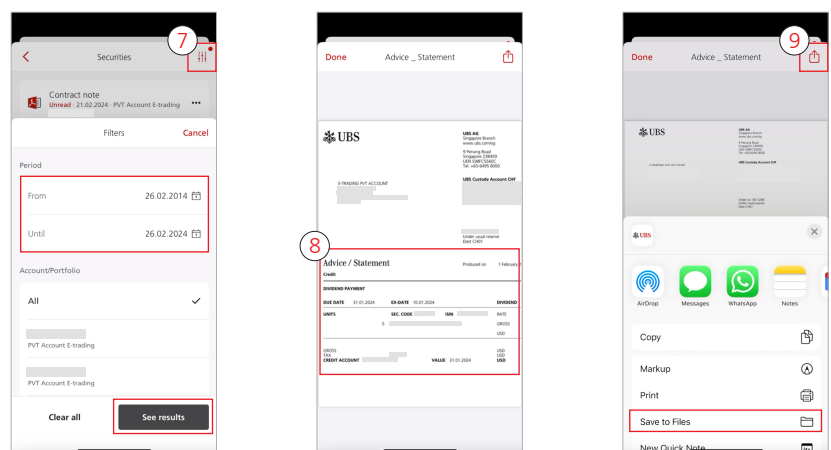


UBS Mobile Banking Access bank documents

1. Log in to UBS Mobile Banking.
2. When a new bank document is generated, you will receive a notification in the top right-hand corner.
3. Select 'Unread documents' to access the bank document.
4. Alternatively, select the profile icon on the top left-hand corner.
5. Select a bank document to view it.



6. Select your preferred document category.
7. Click the filter button on the top right-hand corner to choose your preferred date range and select 'See results'.
8. You can also zoom in on the document.
9. Click the share button on the top right-hand corner to share it or save it.

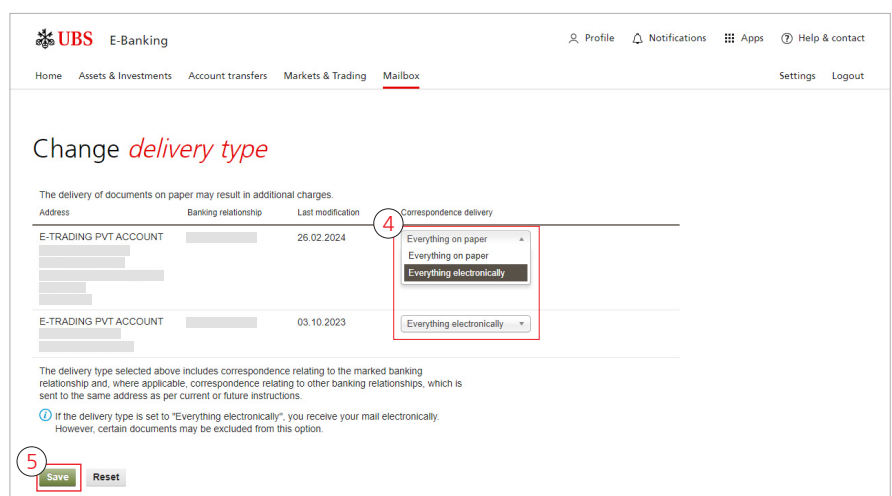
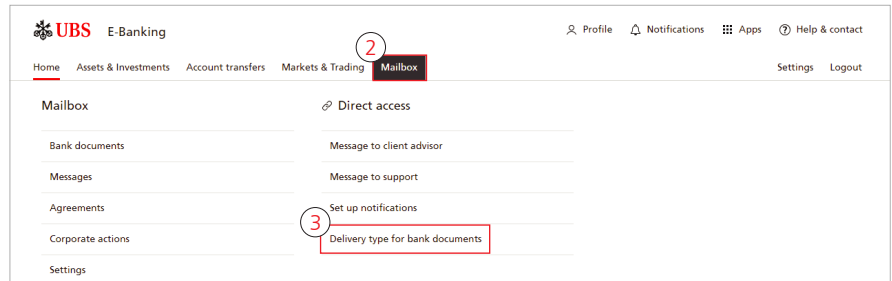


Important:

- Once bank documents are generated, you will receive email notifications.

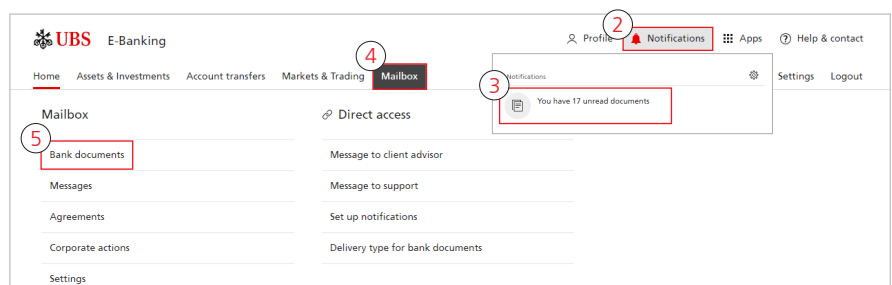
UBS E-Banking Subscribe bank documents

1. Log in to UBS E-Banking.
2. On the top navigation bar, select 'Mailbox'.
3. Under 'Direct access', select 'Delivery type for bank documents'.
4. Under the 'Correspondence delivery' dropdown menu, select 'Everything electronically'.
5. Click the 'Save' button to confirm your subscription.



UBS E-Banking Access bank documents

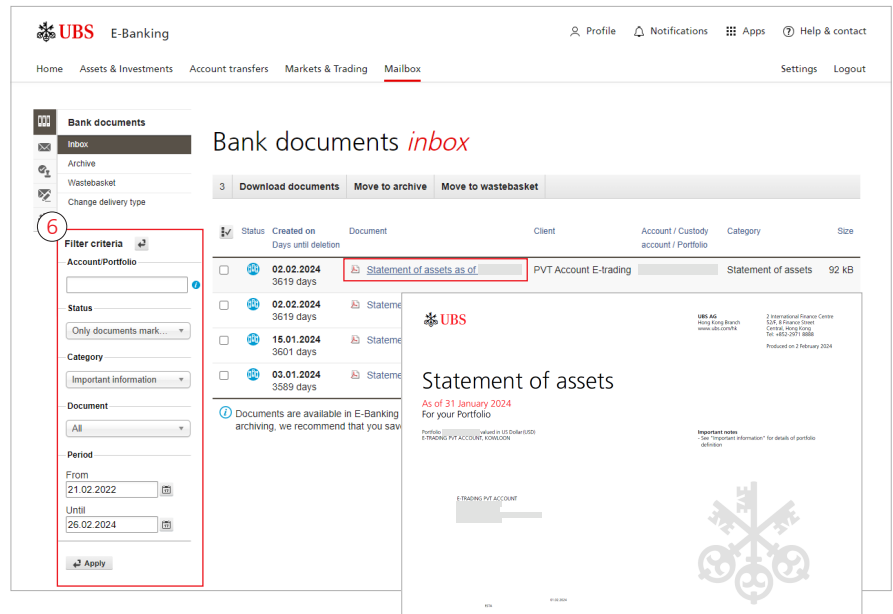
1. Log in to UBS E-Banking.
2. When a new bank document is generated, you will receive a message under 'Notifications'.
3. Click on it to access the bank document.
4. Alternatively, on the top navigation bar, select 'Mailbox'.
5. Under 'Mailbox', select 'Bank documents'.



Important:

- Once bank documents are generated, you will receive email notifications.

- Filter the documents and click on a document, of your choice, to download it.



Frequently Asked Questions

- What are bank documents on UBS Digital Banking? Is there a difference between bank documents in e-banking and in mobile banking?**
 - Bank documents on UBS Digital Banking are the digital version of your UBS bank documents, and you can access the same documents in e-banking and mobile banking. There is no difference of the documents in the two channels.
- What kind of bank documents will be available in digital banking?**
 - Currently there are 6 categories of bank documents available in UBS Digital Banking: Account reporting, Statement of assets, Important information, Securities, Loans, Stock exchange / Capital market.
- Will I see a full history of bank documents when I log in to e-banking or mobile banking?**
 - You will only see new statements and transaction advice generated in e-banking or mobile banking after you have logged in and accepted the bank documents electronic legal agreement.
- When will the bank document be generated on digital banking?**
 - The bank documents will be generated on digital banking after you have activated bank documents in e-banking or mobile banking.
- Will I still be able to receive physical documents after I opt-in for bank documents on digital banking?**
 - No, you will stop receiving physical documents after opting in bank documents on digital banking. If you switch the delivery method from 'Everything electronically' back to 'Everything on paper' in e-banking or mobile banking, you will start to receive the physical documents again, but stop receiving documents on digital banking.

Important:

- Once bank documents are generated, you will receive email notifications.